

# 3000 Series

Our most popular line  
of doors

## 3000 Series: Fullview with Clear Glass



Our most popular fullview storm door with our best installation system that installs in as little as 45 minutes

(see page 4 for more info)

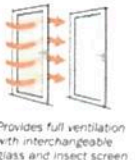
### Innovative features:

- Interchangeable glass and insect screen panels included, that can be switched as the seasons change
- **New Low-E glass** option for enhanced energy efficiency in your entranceway

Decorative Glass Option:



Etched



## 3000 Series: Self-Storing with Clear Glass



Our most popular self-storing door, featuring our best installation system and a retractable insect screen with easy one-hand operation



### Innovative features:

- Retractable insect screen offers easy one-hand operation and conveniently rolls into the frame of the door and out of view when not in use
- **Low-E glass** option for enhanced energy efficiency in your entranceway


Decorative Glass Options:



Diamond Light




V Groove



Straight Nickel



## 3000 Series: Self-Storing TruEase® storm door with TruScene® Insect Screen



A nearly invisible insect screen and unique venting options



### Innovative features:

- Nearly invisible insect screen\*
- Easy one-hand operation of glass panels
- Both top and bottom glass panels open
- Tilt in glass for easy cleaning




\* This screen does not retract and is fixed in place

\*\* Comparison made to a convention Andersen aluminum insect screen

**All 3000 Series doors feature:**

- Our premium weatherstripping - double layer on top, bottom and sides
- Thickest aluminum frame (1 1/2") with reinforced corners for long-lasting performance
- Push-button door stay keeps the door open while keeping your hands free
- Rekeyable deadbolt eliminates the need to carry an extra key\*



**ANDERSEN 3000 SERIES SELF-STORING STORM DOOR WITH CLEAR GLASS**  
in Black with Traditional hardware in Nickel finish.


**3000 Series style options:**

**Door colors**



See color and size chart on page 14 - 15\*

**Traditional Style Handles**



Sweep (the metal piece at the bottom of the door) matches hardware finish. With Oil Rubbed Bronze hardware, sweep matches painted door color.

Self-storing storm doors with decorative glass options available in Nickel or Oil Rubbed Bronze hardware.

\*Printing limitations prevent exact color duplication. See actual samples at The Home Depot.

\*\*Additional purchase may be required.  
\*\*Oil Rubbed Bronze is a "living" finish that will change with time and use.